

NTC003 Series

■ Features

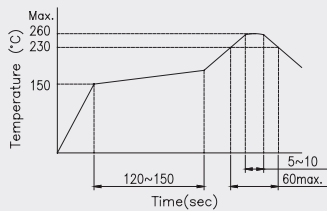
■ Lead Free ■ HF ■ RoHS

- Tall height.
- Just two terminal.



Rating (max)	DC12V 50mA
Contact Resistance	100mΩ max.
Insulation Resistance	DC500V -100MΩ min.
Withstand Voltage	AC250V - 1 minute
Stroke	0.25 ± 0.1 mm

Recommended Reflow Soldering Profile



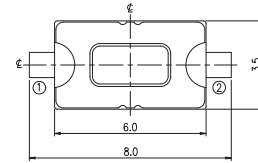
Recommended Manual Soldering Profile

	Temperature	Time
Manual Soldering Temperature	350 °C (max.)	3 Sec.(max.)

The solder iron and solder shall be applied at a distance of 1.91 mm to 2.54 mm from the plastic housing.

■ SMT-G Type Vertical 6.0L x 3.5W x ___ H ■ Outline Drawing

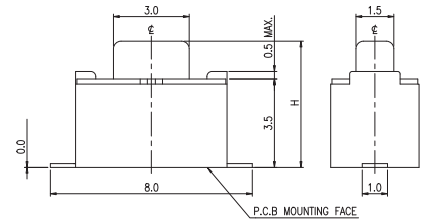
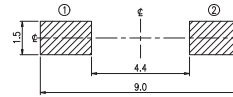
Product No.	H	Force	Durability	Package
NTC003-APIG-A160T	4.3	160 ± 50gf	50,000 cycles	1,800 Pcs/Reel
NTC003-APIG-B160T	5.0			1,500 Pcs/Reel
NTC003-APIG-A260T	4.3	260 ± 70gf	30,000 cycles	1,800 Pcs/Reel
NTC003-APIG-B260T	5.0			1,500 Pcs/Reel



Schematic



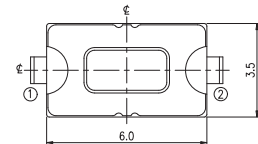
P.C.B Layout



General Tolerance : ±0.2mm.

■ SMT-J Type Vertical 6.0L x 3.5W x ___ H ■ Outline Drawing

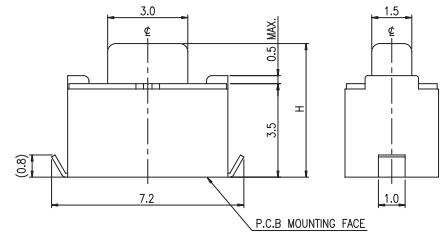
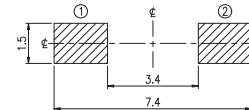
Product No.	H	Force	Durability	Package
NTC003-APIJ-A160T	4.3	160 ± 50gf	50,000 cycles	1,800 Pcs/Reel
NTC003-APIJ-B160T	5.0			1,500 Pcs/Reel
NTC003-APIJ-A260T	4.3	260 ± 70gf	30,000 cycles	1,800 Pcs/Reel
NTC003-APIJ-B260T	5.0			1,500 Pcs/Reel



Schematic



P.C.B Layout



General Tolerance : ±0.2mm.